



Mid Day Meal Scheme

Directorate of Education
A & N Administration



NUTRITION AND FOOD NORMS PER CHILD PER MEAL

Primary Stage

Components	Quantity
Rice	100 gms
Pulses	20 gms
Vegetables	50 gms
Oil	05 gms
Total Protein Content	12 gms
Total Calorie	450 gms

Upper Primary Stage

Components	Quantity
Rice	150 gms
Pulses	30 gms
Vegetables	75 gms
Oil	7.5 gms
Total Protein Content	20 gms
Total Calorie	700 gms

PER UNIT COOKING COST DURING 2014-15

Stage	Central Share (75%)	Mandatory UT Share as per norms(25%)	Actual UT Share	Total
Primary	Rs. 2.69	Rs. 0.90	Rs. 6.00	Rs. 8.69
Upper Primary	Rs. 4.04	Rs. 1.34	Rs. 6.00	Rs. 10.04

GOOD PRACTICES ADOPTED

Washing Hands before Consuming Meals is mandatory.

Wearing Headgears, Aprons and Hand Gloves compulsory for staff cooking and serving MDM.

Tasting of food before serving. Food sample kept till closure of school.

Food is served to all without any discrimination of Caste and Creed.

Boiled egg twice a week are being provided to the students of Pre-Primary Stage to Upper-Primary Stage as Supplementary Nutrition.

Ripened Banana once a week are also being provided to the students from Pre-primary to Upper Primary stage.

UT is providing Rs.6/day/child at Primary and Upper Primary level.

Every School has Standard Operative Procedures to be followed during emergency. They maintain the details and contact Nos. of nearest PHC / CHC , District Education Officer, District Magistrate , Revenue, Police etc. for carrying out speedy medical attention in case of any untoward incidents.

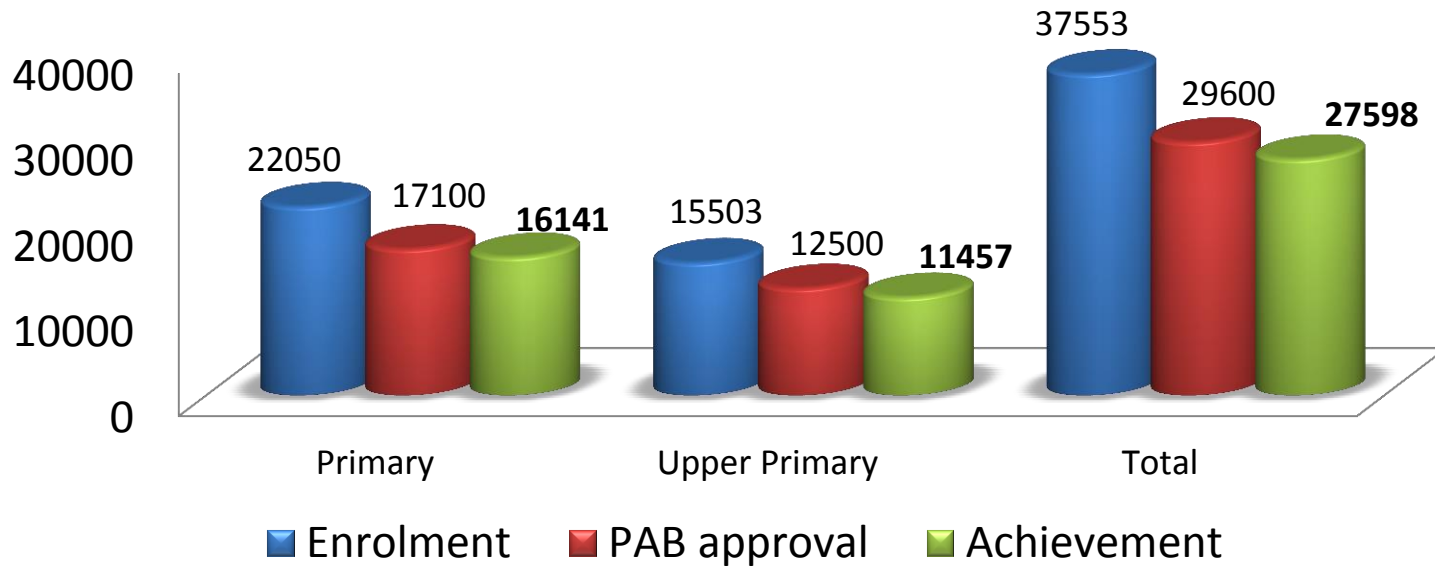
ACHIEVEMENT TILL 02nd QTR OF THE F.Y. 2014-15

NUMBER OF INSTITUTIONS COVERED UNDER THE SCHEME.

District	Number of Schools			
	Govt.	Govt. Aided	Local Body	Total
South Andaman	116	02	02	120
N & N Andaman	161	00	04	165
Nicobar	53	00	00	53
Total	330	02	06	338

Achievement till 02nd Qtr of F.Y 2014-15

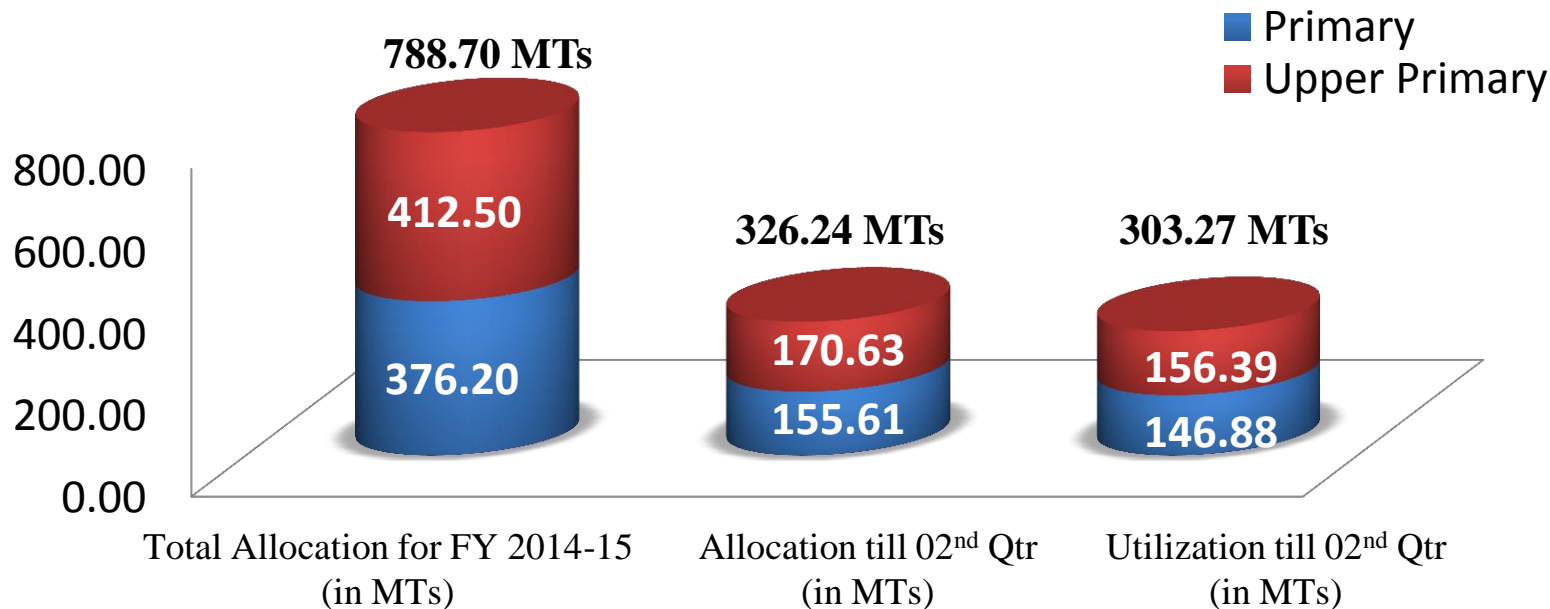
Average number of children availed MDM



	Achievement	
Stage	% coverage against enrolment	% coverage against PAB approval
Primary	73%	94%
Upper Primary	74%	92%

Achievement till 02nd Qtr of F.Y 2014-15

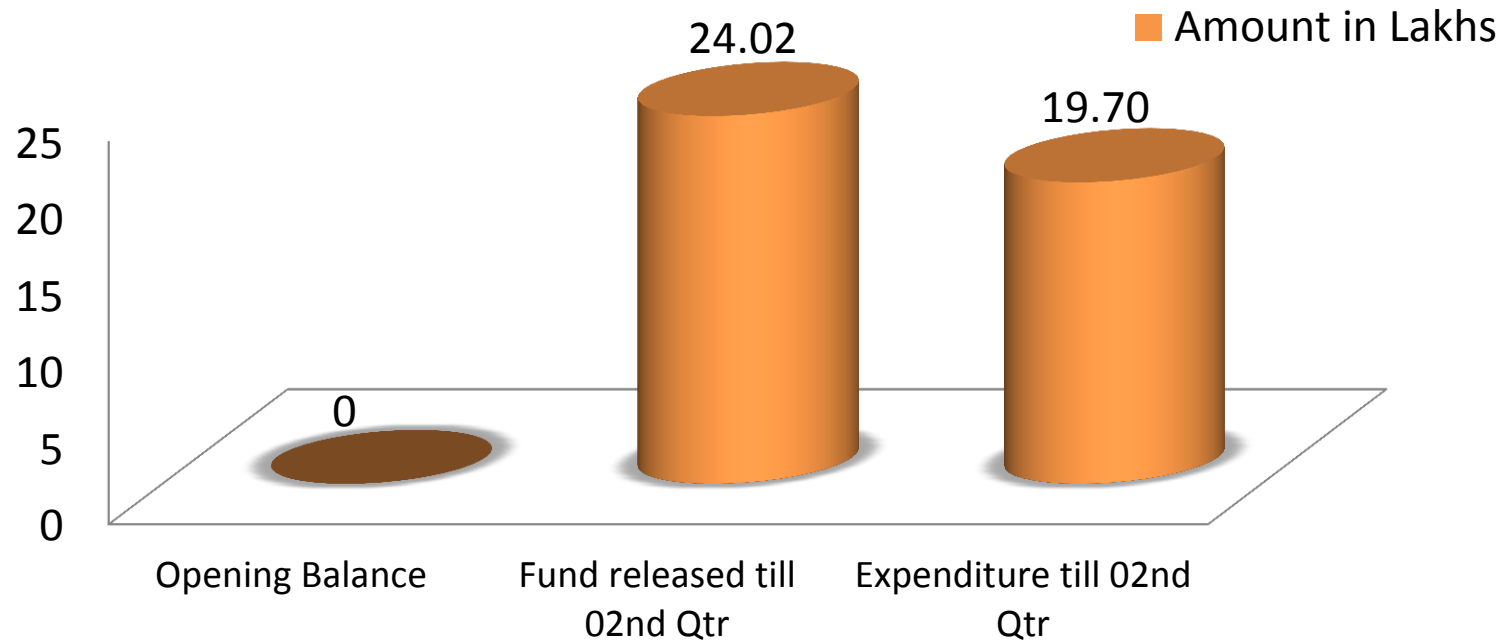
Allocation & Utilization of Food grains



Stage	2014-15 (Up to 02 nd Qtr)
	% of utilization against allocation till 02 nd Qtr.
Primary	94%
Upper Primary	92%

Achievement till 02nd Qtr of F.Y 2014-15

Allocation & Utilization of funds for Food grains

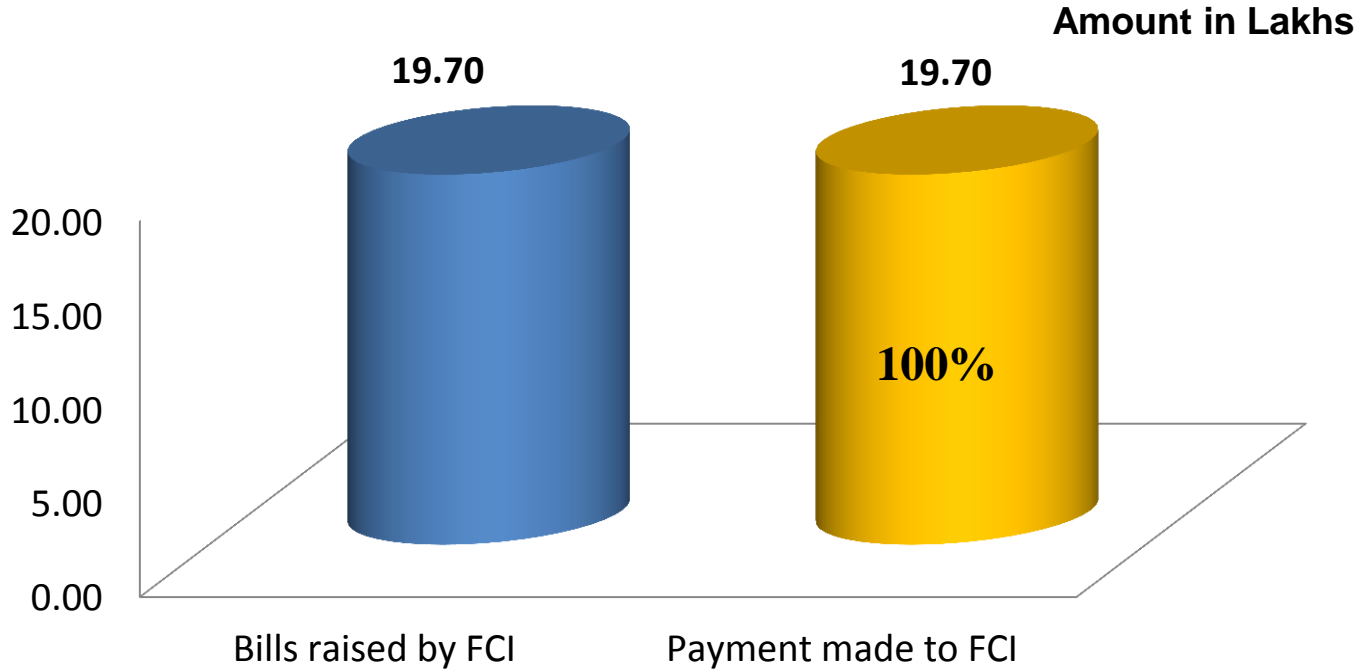


% of Expenditure against total fund released till 02nd Qtr

82%

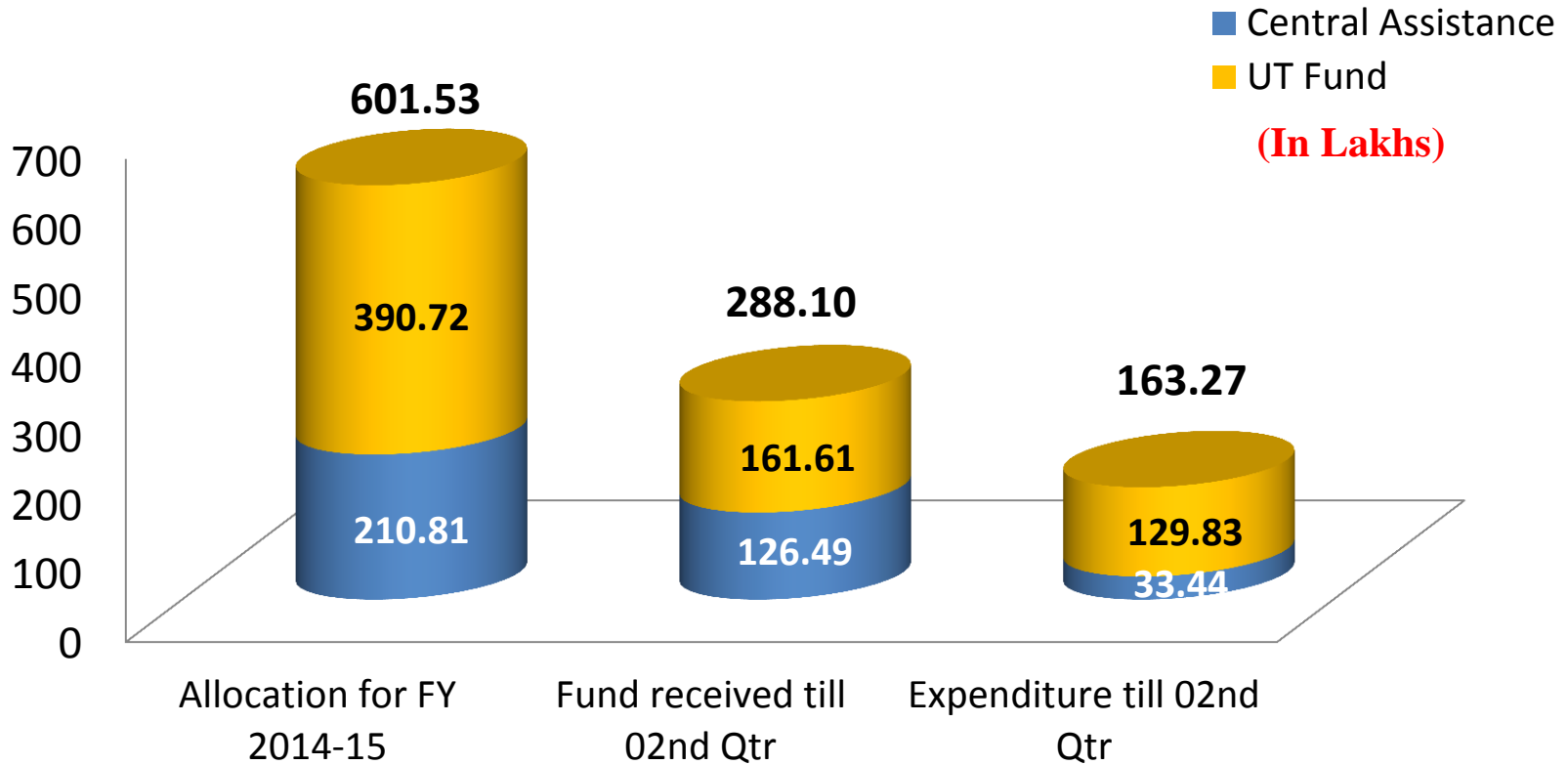
Achievement till 02nd Qtr of F.Y 2014-15

Payment released to FCI till 02nd Qtr



Achievement till 02nd Qtr of F.Y 2014-15

Allocation & Utilization of funds for Cooking Cost

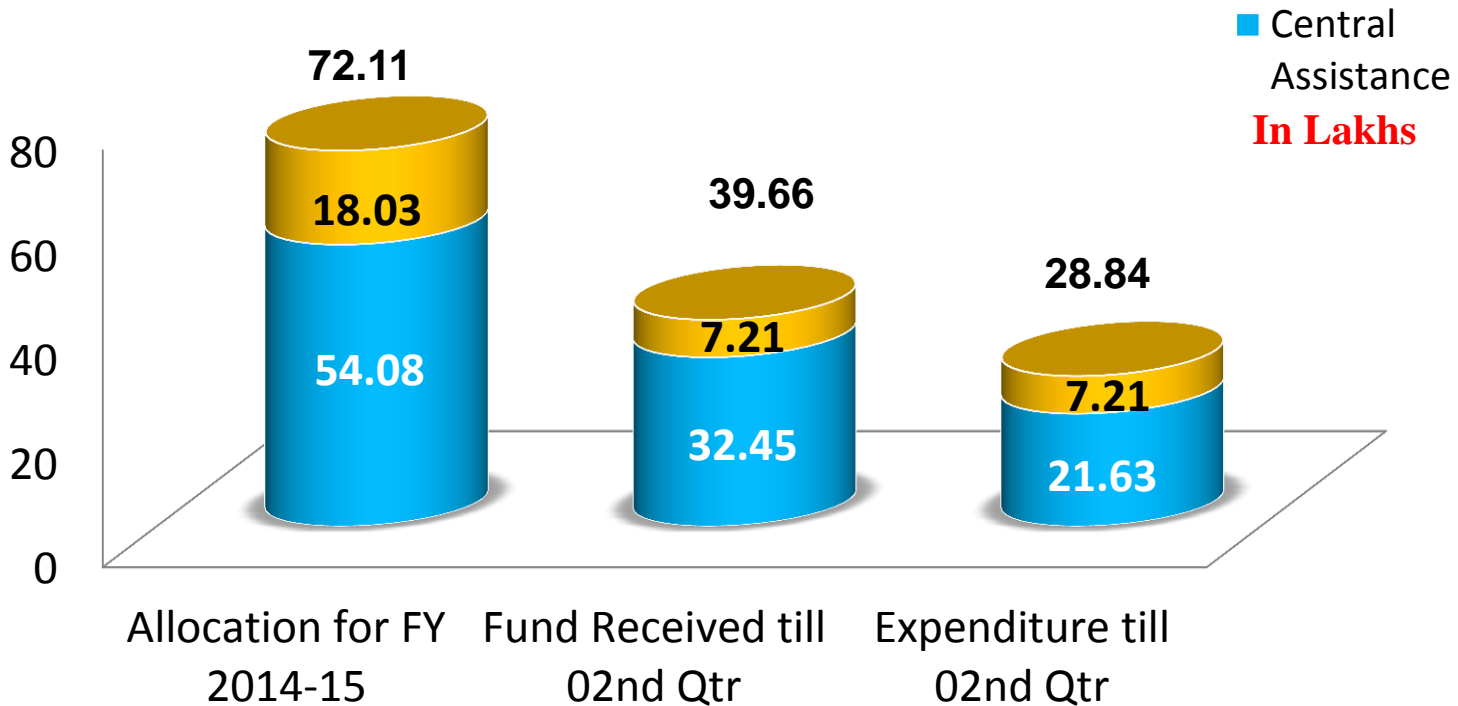


% of Expenditure against fund released till 02nd Qtr

Central Assistance	26.43 %
UT Fund	80.00 %

Achievement till 02nd Qtr of F.Y 2014-15

Allocation & Utilization of funds for Honorarium to Cook-cum-Helpers

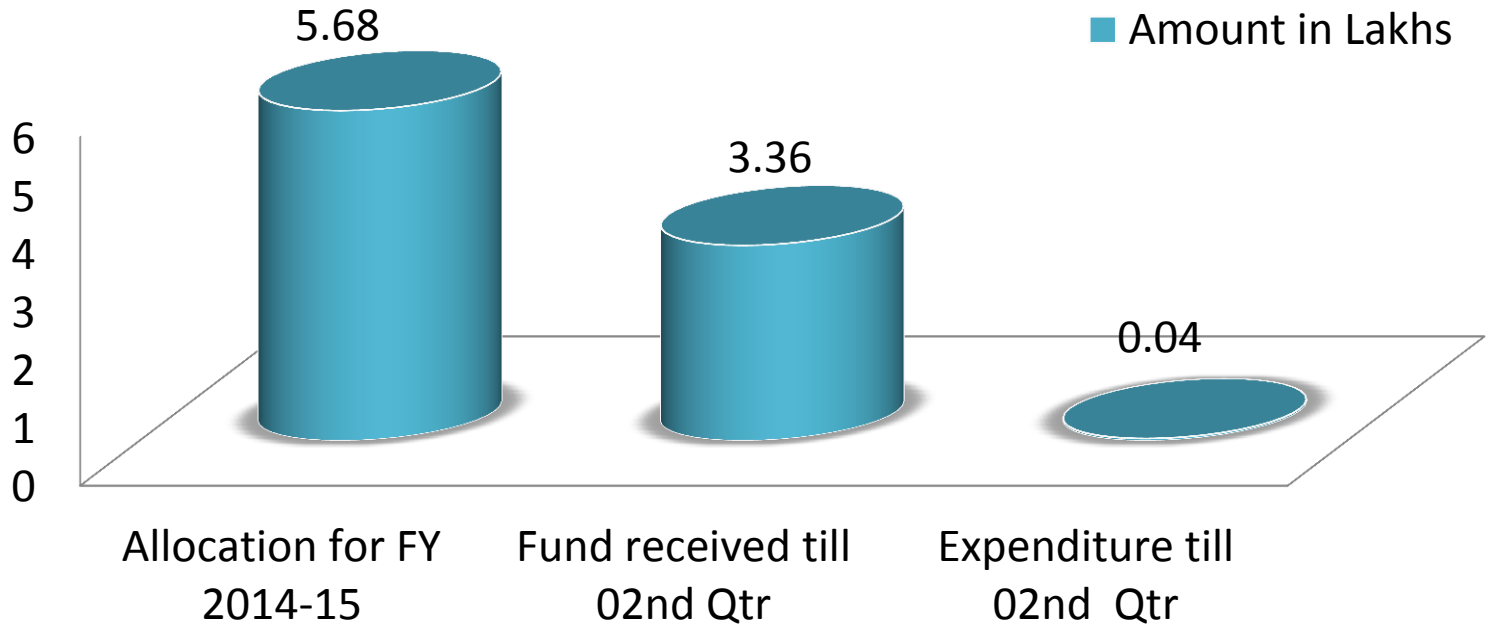


% of Expenditure against fund released till 02nd Qtr

Central Assistance	67 %
UT Fund	100 %

Achievement till 02nd Qtr of F.Y 2014-15

Allocation & Utilization of funds for MME (Management , Monitoring & Evaluation)



% of Expenditure against fund released till 02nd Qtr

1.00 %

KITCHEN-CUM-STORES

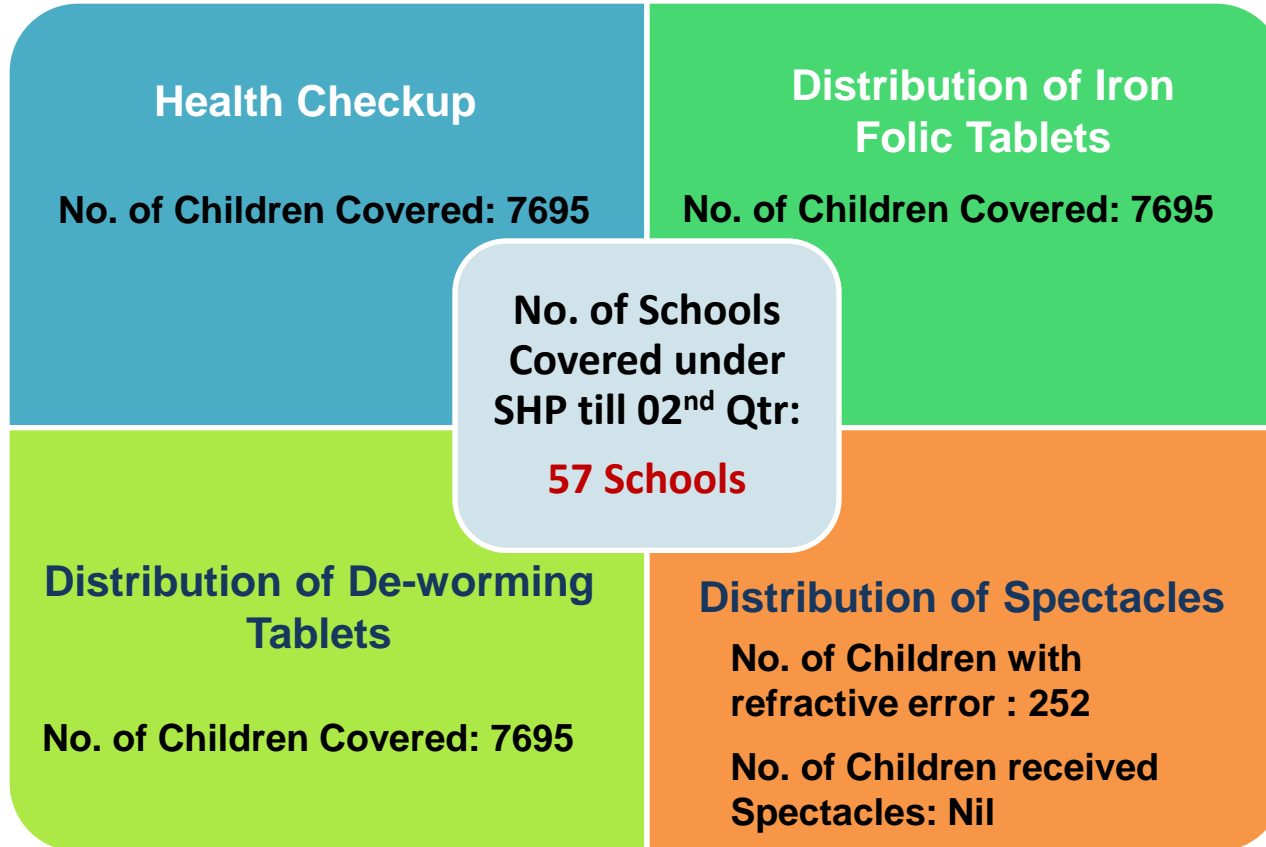
- MHRD accorded Sanction for construction of Kitchen-cum-Stores in 251 Schools during the year 2013-14. Out of which 09 Kitchen Sheds have been completed and construction work of 24 Kitchen Stores are in progress, remaining are yet to commence.

KITCHEN DEVICES.

- Sanction Order amounting ₹ 6.35 Lakhs for replacement of Kitchen Devices in 127 Schools has been received by the UT . LOA is still awaited from MHRD.

Achievement till 02nd Qtr of F.Y 2014-15

Coverage under School Health Programme till 02nd Qtr.



THANK YOU