

Mid Day Meal Scheme



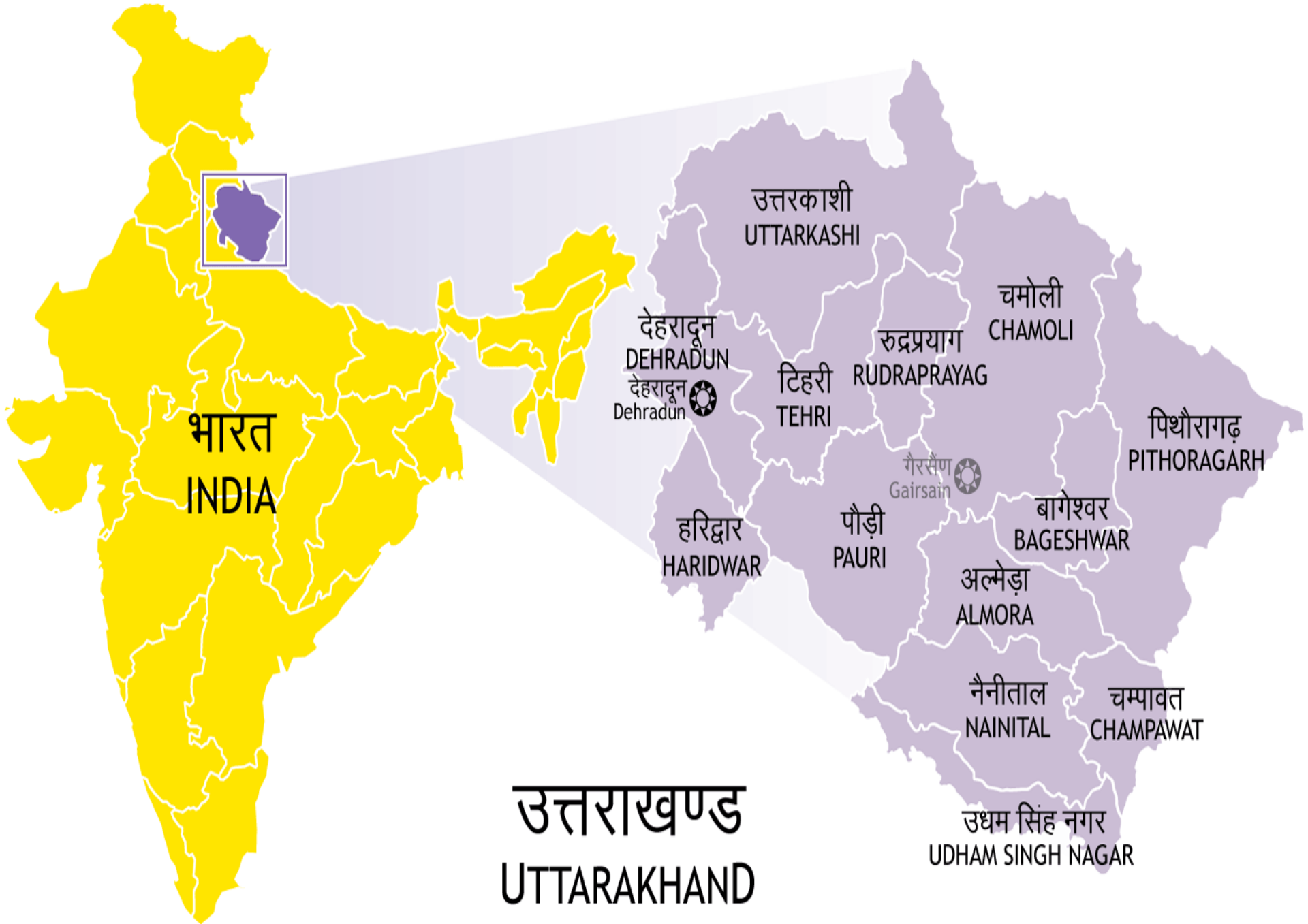
WELCOME

Annual Work Plan & Budget
2015-16

UTTARAKHAND

MDM Cell, State Project Office,

DEHRADUN



भारत
INDIA

उत्तराखण्ड
UTTARAKHAND

उत्तरकाशी
UTTARKASHI

देहरादून
DEHRADUN
Dehradun

हरिद्वार
HARIDWAR

पौड़ी
PAURI

टिहरी
TEHRI

रुद्रप्रयाग
RUDRAPRAYAG

गैरसैण
Gairsain

चमोली
CHAMOLI

पिथौरागढ़
PITHORAGARH

बागेश्वर
BAGESHWAR

अल्मोड़ा
ALMORA

नैनीताल
NAINITAL

चम्पावत
CHAMPAWAT

उधम सिंह नगर
UDHAM SINGH NAGAR

MDM in Uttarakhand

➤ 1st phase

- Selected 107 schools of Sahaspur block in Dehradun as a Pilot project in May 2002. 10049 Children benefited.

➤ 2nd phase

- Started from 14th Nov. 2002 in 2 blocks of each district of Uttarakhand. 3196 primary schools and 237248 students benefited.

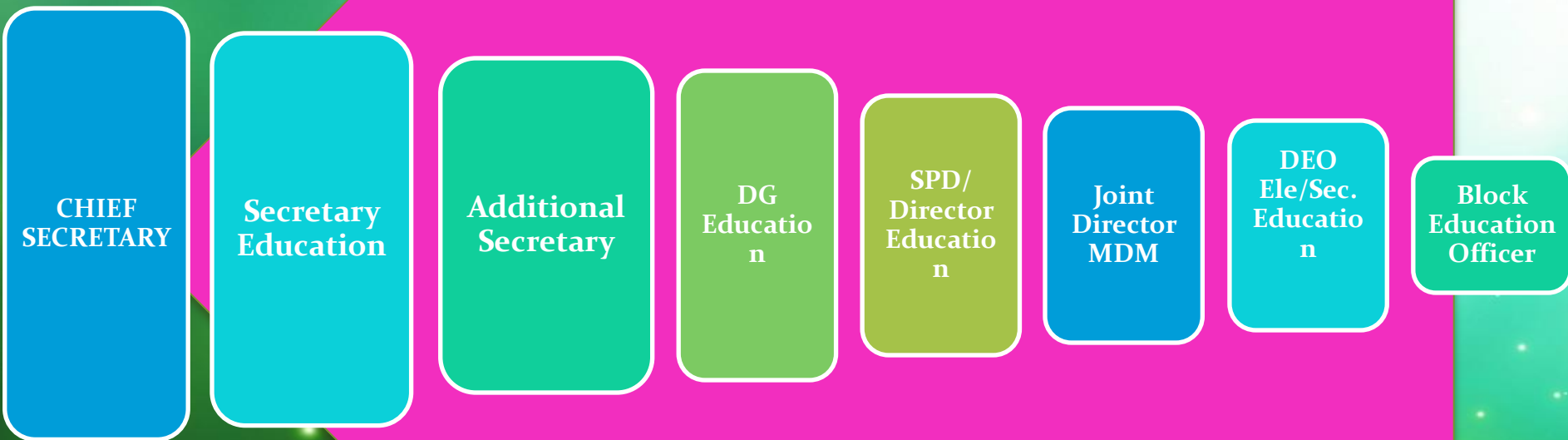
➤ 3rd phase

- In all the 13372 primary schools, EGS/AIE of the state from July 2003, 779826 Children benefited.

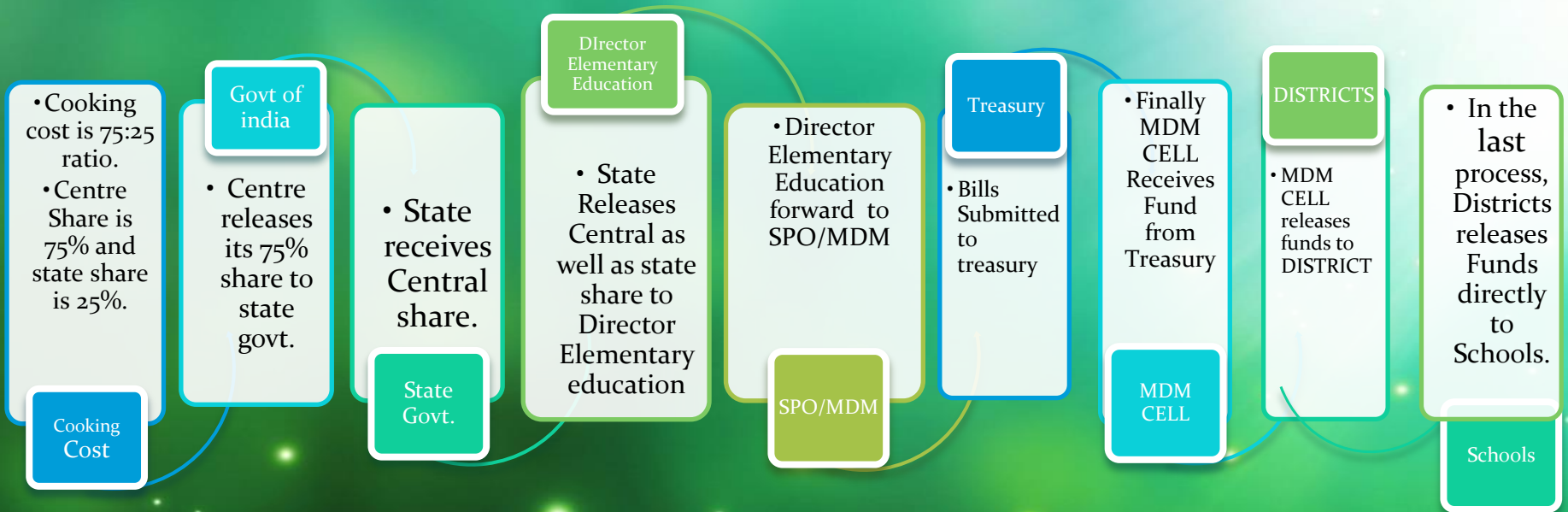
➤ 4th phase

- In Upper Primary Schools of EBB from 01 January 2008.
- In all Upper Primary Schools from 01 April 2008.
- In NCLP Schools from 2010-11.

Administrative Setup of MDM



Fund Flow process



Food Grains Distribution Process



Institutions covered under MDM

As on Sep 2014

Primary		Upper Primary	
PAB Approval	Total Institutions	PAB Approval	Total Institutions
12768	12469	5330	5266



As on Nov 2014

Primary		Upper Primary	
PAB Approval	Total Institutions	PAB Approval	Total Institutions
12768	12469	5330	5266



Total Beneficiaries under MDM

As on Sep 2014

Primary			Upper Primary		
PAB Approval	Total Enrollment	Beneficiaries	PAB Approval	Total Enrollment	Beneficiaries
445780	495697	410983	305848	343018	283898

As on Nov 2014

Primary			Upper Primary		
PAB Approval	Total Enrollment	Beneficiaries	PAB Approval	Total Enrollment	Beneficiaries
445780	497747	402312	305848	344311	269684



Foodgrains Allocation, Lifting & Distribution

<i>As on Sep 2014</i>							<i>(In MTs)</i>
Level	Gross Allocation by GOI	Foodgrains Lifting by DSO	Previous balance at DSO Level	Total Foodgrains at DSO Level	Foodgrains released to Schools	% Distribution against availability	
PS	10330.07	4828.69	425.30	5253.99	4756.44	90.53	
UPS	10349.25	4972.42	659.39	5631.81	4669.83	82.91	
Total	20679.32	9801.11	1084.69	10885.80	9426.27	86.59	
<i>As on Nov 2014</i>							<i>(In MTs)</i>
Level	Gross Allocation by GOI	Foodgrains Lifting by DSO	Previous balance at DSO Level	Total Foodgrains at DSO Level	Foodgrains released to Schools	% Distribution against availability	
PS	10330.07	6205.10	425.30	6630.40	6491.75	97.90	
UPS	10349.25	6352.64	659.39	7012.03	6427.46	91.66	
Total	20679.32	12557.74	1084.69	13642.43	12919.21	94.69	

Payment of Cost of Foodgrains to FCI

As on Sep 2014					
Level	Bills Submitted by FCI		Payment made to FCI		Payment (%)
	Quantity (In MTs)	Amount (In lacs)	Quantity (In MTs)	Amount (In Lacs)	
PS	4828.69	286.88	3884.20	228.67	80
UPS	4972.16	295.33	4199.35	248.02	84
Total	9801.11	582.21	8083.55	476.70	82

As on Nov 2014					
Level	Bills Submitted by FCI		Payment made to FCI		Payment (%)
	Quantity (In MTs)	Amount (In lacs)	Quantity (In MTs)	Amount (In Lacs)	
PS	6205.10	368.71	6207.75	368.71	100
UPS	6352.64	377.36	6301.31	373.05	98
Total	12557.74	746.07	12509.06	741.86	99



Categorywise Bhojanmata engaged

As on Sep 2014

Level	SC	ST	OBC	Minority	General	Total
PS+ups	3588	1368	4754	773	18868	29351



As on Nov 2014

Level	SC	ST	OBC	Minority	General	Total
PS+ups	3587	1366	4769	781	18871	29374

Food Norms

Food Stuffs	Primary	Upper Primary
Cereals	100 gm	150 gm
Pulses	20 gm	30 gm
Vegetables (including green leaves)	50 gm	75 gm
Oil & Ghee	5 gm	7.5 gm
Salt and condiments	as required	as required
Energy	450 Calories	700 Calories
Protein	12 gm	20 gm
Micronutrients	Iron, Folic acid, Vitamin A, Iodine etc in appropriate quantity	

46

32. आलू, मटर का पुलाव

सामग्री	मात्रा
आलू	100 ग्राम
मटर	25 ग्राम
आलू	25 ग्राम
धनिया	10 ग्राम
नमक व मसाले	5 ग्राम
जीरा	5 ग्राम
प्याज	25 ग्राम

विधि:

- सर्वप्रथम चावल को धीं लें।
- फिर कुकर में तेल गर्म करके कटा हुआ प्याज एवं जीरा भुन लें तथा चावल डालकर चलायें।
- फिर उसमें कटा हुआ आलू व मटर डालकर चलायें।
- अब उसमें पानी डालकर कुकर को बन्द कर दें।
- इस प्रकार धीमी आँच में रख दें कुछ समय बाद पक जाने पर धनिया काटकर मिला लें।

पोषक मान					
ऊर्जा की० (Energy Calorie)	प्रोटीन ग्रा० (Protein gram)	कार्बोटीन माइक्रोग्राम (Carotene micro gm)	कैल्शियम मि० ग्रा० (Calcium mg)	लौह लवण मि० ग्रा० (Iron mg)	समस्त / बिस्मिली (Cost child)
428	11.96	87.75	7.78	306.2	₹. 1.60

उत्तराखण्ड में मध्याह्न भोजन हेतु
व्यजन एवं निर्देशिका

भारत विकास अभियान

संस्कृत विद्यापीठ, देहरादून

उत्तराखण्ड शाखा, कालिका, देहरादून

संस्कृत विद्यापीठ, देहरादून

उत्तराखण्ड में मध्याह्न भोजन हेतु व्यजन

Menu Book

- State has prepared and distributed recipes and guideline booklet with the help of home science college of G.B.Pant University of Agriculture & Technology in which 51 local based recipes are prescribed to make weekly menu.



School Health program under NRHM

As on Sep 2014

Total Schools Covered	Total Children examined	Children Identified with different Diseases	Children referred to nearest PHC/Hospital	Iron & Folic Acid Tablets	Deworming Tablets
8692	344988	132803	8126	88975	24444



As on Nov 2014

Total Schools Covered	Total Children examined	Children Identified with different Diseases	Children referred to nearest PHC/Hospital	Iron & Folic Acid Tablets	Deworming Tablets
10426	390665	151715	9892	158890	74027

School Health program under NRHM



Health Check Up by NRHM under School Health Programme

From April –November 2014

Observed Schools	10426
Observed Students	390665

Diseases Identified from April - November 2014

Anemia	02.77%
Refractive Errors	02.08%
Skin Infections	02.81%
Worms Infections	09.90%
Dental Diseases	09.15%
Ear Problems	01.85%
Physical & mental illness	00.13%
Other Diseases	09.85%



बच्चों की जाँच करते हुए चिकित्सक, हरभजवाला, देहरादून

School Health program under NRHM




Health Check Up by NRHM under RBSK Year wise Report

Children Identified with different diseases in percentage

<u>Diseases</u>	NFHS -3 REPORT (2005-06)	<u>2010-11</u>	<u>2011-12</u>	<u>2012-13</u>	<u>2013-14</u>	<u>2014-15</u> (upto Nov 2014)
Sample Size (total children examined)	52	119278	473741	735816	953510	390665
Anemia	72.2	12.35	9.57	9.83	5.78	2.77
Eye Diseases		1.25	2.24	2.76	2.0	2.08
Skin Infections		2.48	2.61	2.66	3.92	2.81
Dental Diseases		6.31	8.89	9.99	9.28	9.15
Ear Problems		3.33	2.36	2.22	1.97	1.85
Physical/Mental Disorder		0.43	0.33	0.25	0.26	0.13
Worms		-	-	-	18.19	9.90
Other Diseases		41.05	11.70	11.31	11.89	9.85

Different Training Modules on MDM

Name of Module	Module/Presentation Prepared by	Prepared for
Jagriti Module for community Mob.	SSA	Two days SMC Members training
Training Module	SCERT	For all Bhojan Mata
Teacher Training Module-Sandharb 3	SSA	For all teachers under "10 days in service teacher training"
"Prayas"	SIEMAT	For all BRCs and CRCs
"Prayan"	SIEMAT	For all BEOs and Dy BEOs
"Prabodh"	SIEMAT	For all Principals



Toll Free Complaints-Grievance Redressal System

**Complaints/Suggestions through
Toll Free Number 18001804132
(2009-10 to 2013-14)**

**Complaints/Suggestions through Toll
Free Number 18001804132
(2014-2015 up to November 2014)**

Total Registered	Total Redressed	Under Process	Total Registered	Total Redressed	Under Process
114	108	6	17	05	12



Infrastructure and facilities provided by MDM

Health Cards	Drinking Water	Toilet Facility	Cooking Gas	Solar Cookers	Weight Machines	Weighing Machines	Menu Books	Kitchen Devices	Compendium	Guidelines	Smokeless Chulhas##
11.08 lacs^	16,654	17120	4640**	846*	13,432	2,072	18,000	17,729	300	20000	14*

^ In PS health cards are provided by MDM & in UPS cards are provided by NRHM.

**4640 gas connections are in use. Grant released for 3624 Schools for procurement of gas connections in 2011-12.

*From Uttarakhand Renewable Energy Development Agency (UREDA) & University of Petroleum & Energy Studies (UPES).

On pilot basis



Kitchen Cum Store Sanctioned

Year	No. of Kitchen cum Stores	Total Construction Cost (In Lac)	Central Share (In Lac)	State Share (In Lac)
Up to 2009-10	4972	2983.20	2983.20	0.0
2010-11	3807	5217.80	3913.35	1304.45
2011-12	4868	6692.24	5102.88	1589.07
2012-13	2267	4381.22	3285.92	1095.30
2013-14	39	66.86	50.14	16.72
Total	15953	19341.64	15335.81	4005.54



Kitchen Cum Store Progress

Year	Total Distributed	Completed	Yet to Start	In Progress
2006-07	4972	4972	00	00
2010-11	3807	3733	05	69
2011-12	4868	3538	84	1246
2012-13	2176	930	206	1040
2013-14	26	06	18	02
Total	15849	13179	313	2357



MIS Monthly Data Entry Progress 2014-15 (upto Nov 2014)

District	No. of Schools	Annual Data	Monthly Data Entry								
			Apr	May	June	July	Aug	Sep	Oct	Nov	
Almora	1904	1904	1904	1904	1904	1904	1904	1904	1904	1904	1904
Bageshwar	822	822	822	822	822	822	822	822	822	822	822
Chamoli	1394	1394	1394	1394	1394	1394	1394	1394	1394	1394	1394
Champawat	714	714	714	714	714	714	714	714	714	714	714
Dehradun	1433	1433	1433	1433	1433	1433	1433	1433	1433	1433	1433
Pauri	2296	2296	2296	2296	2296	2296	2296	2296	2296	2296	2296
Haridwar	1011	1011	1011	1011	1011	1011	1011	1011	1011	1011	1011
Nanital	1429	1429	1429	1429	1429	1429	1429	1429	1429	1429	1429
Pithoragarh	1598	1598	1598	1598	1598	1598	1598	1598	1598	1598	1598
Rudraprayag	810	810	810	810	810	810	810	810	810	810	810
Tehri	2016	2016	2016	2016	2016	2016	2016	2016	2016	2016	2016
U S Nagar	1212	1212	1212	1212	1212	1212	1212	1212	1212	1212	1212
Uttarkashi	1095	1095	1095	1095	1095	1095	1095	1095	1095	1095	1095
Total	17734	17734	17734	17734	17734	17734	17734	17734	17734	17734	17734

Sharewise Budget Utilization 2014-15 (In Lakhs)

	Approved Budget	Opening Balance	Release	Total Available Amount	Expenditure	Unspent Balance	% Expenditure against release
Central Share	10351.61	1348.30	8931.74	10280.04	5607.66	4672.38	63
State Share	4715.58	567.32	4164.96	4732.28	2836.70	1895.58	68
Total	15067.19	1915.62	13096.7	15012.32	8444.36	6567.96	66



Annual work plan and Budget proposal by State for MDM 2015-16

					Rs. In Lakhs
Head	Level	Central Assistance	State Assistance	Total	Remark
Cooking Assistance	PS (495697 children)	3452.48	1158.79	4611.27	@3.86Per child/day,75:25
	NCLP children included in UPS	0.00	0.00	0.00	
	UPS (343018 children)	3579.50	1198.68	4778.18	@5.78 Per child/day, 75:25
Cooking Assistance(gas)	PS+ups	519.87	173.29	693.16	Additional Cost of LPG over subsidy in 75:25
Kitchen cum Store	PS+UPS - o	0.00	0.00	0.00	No Requirement for 2015-16
		0.00	0.00	0.00	
Kitchen Devices	UPS (1907)	95.35	0.00	95.35	100% GOI @Rs. 5000/kitchen device
Transportation (food grains) Subsidy	PS	182.17	0.00	182.17	100% GOI @ Rs. 1524.90/MTs
	UPS	189.09	0.00	189.09	
MME	PS	107.29	0.00	107.29	1.8% of Cooking Assistance,Transportation Subsidy , Honorarium of cooks & cost of foodgrains.
	UPS	96.50	0.00	96.50	
Honorarium of cooks	PS - 21561	1617.07	1617.07	3234.14	Rs 1000 per month, 75:25, Rs 500 additional by State Govt.
	UPS - 11428	857.10	857.10	1714.20	
Incentives of Cooks	PS - 21561	0.00	215.61	215.61	Rs 1000.00 Per Year by State Govt.
	UPS - 11428	0.00	114.61	114.61	
Cost of Foodgrains	PS	708.71	0.00	708.71	@ 5650 per MT+VAT@5%
	UPS	735.64	0.00	735.64	@ 5650 per MT+VAT@5%
Salary Staff		0.00	40.00	40.00	Govt. Staff only
Total		12140.77	5375.15	17515.92	

No. of school days 241,

Based on Enrollment of Students.

Observations/Outcome of different Surveys/Studies

- The children were encouraged to wash hands before and after eating the food in almost schools, which is very positive sign- National Institute of Administrative Research , Mussoorie (Monitoring Report-2012)
- Eating together by children in school has cut down many undesirable social barriers especially, Untouchability- JPS Associate Pvt. Ltd. New Delhi.
- From the time, MDMS started in schools, attendance improved in PS as well as UPS in the districts- G.B.Pant University of Agriculture & Technology, Pantnagar.
- In schools there was an improvement in attendance post-MDM- Academy of Management Studies, Dehradun.
- The programme has specifically supported greater enrolment and attendance of children from poor families and increased interest in parents in sending their children to schools.- *New Concept Information Systems Pvt. Ltd, New Delhi*

Initiatives Taken by state Govt.

- Smokeless “Chulhas” are sanctioned for 14 schools on pilot basis in convergence with Uttaranchal Renewable Energy Development Agency (UREDA) and University of Petroleum & Energy Studies (UPES).
- 25847 Cook cum Helpers has been trained through SCERT.
- Initiative was taken to establish “kitchen garden ” in school premises where land is available. 237 Kitchen Gardens have been established.



Initiatives Taken by state Govt.

- Hand Wash Campaign was initiated in all Govt., Govt. Aided and Private Schools.
- Dissemination of information regarding the hand wash campaign has been done through Hoarding/Banners across the state sponsored by Canara Bank under CSR.
- 60 Bhojanmatas have been trained as Master Trainer for training of Cook cum Helper by Institute of Hotel Management, Dehradun.



Initiatives Taken by state Govt.

- 14 MIS Coordinators were appointed in district level.
- Incentive of Rs.1000 per annum is given to all bhojanmatas in addition to their monthly honorarium.
- All schools are provided Rs. 1000 to procure soaps, nail cutter, aprons, head cover, gloves etc.
- Maintenance of Food Test Register & Tasting of food by SMC before serving to children is made mandatory for all schools.



Initiatives Taken by state Govt.

- Grading of Schools were done in twenty grade points.
- Issues like hygiene, health, contingency plan, Quality, Availability of food grains and cooking cost in advance, Infrastructure etc. covered under grading.
- According to grading done in II quarter the top three best performing districts were Uttarkashi, Champawat & Pauri.
- The last three poor performing districts were Chamoli, Almora & Rudraprayag.



**MID DAY MEAL CELL
UTTARAKHAND**

**HAND WASHING CAMPAIGN
"TOWARDS A HEALTHY FUTURE"**

Government of Uttarakhand has issued a Government order for all the schools (Government, Aided and Private) to ensure that all students wash their hands with soap before having Mid-Day-Meal, Tiffin, lunch etc.

Therefore, it is a humble appeal to all the Principals, Teachers, Parents and Students to ensure hand-washing before all meals.

With this small habit, we can overcome a lot of diseases and build the foundation of our healthy Uttarakhand.


Redhika Jha, IAS
State Project Director
SSA / MDM
Uttarakhand

S.Reju, IAS
Principal Secretary
School Education
Uttarakhand

Release in public interest by Mid-Day-Meal Cell Uttarakhand

Initiatives Taken by state Govt.

- As the MME is 1.8% of the total AWP&B the money provided for MME is not sufficient as the scale of operation is large.
- To gather day to day vital data of MDM of each school is an enormous work, so additional budget is required under MME for IVRS based monitoring & establishment of MIS.
- Problems in getting new gas connections and regular supply of gas cylinders up to schools in hilly and remote areas.
- Cooking Cost is not sufficient in the schools where enrolment is less than 20.




Highlights of the Plan 2015-16

- To explore the possibility to use Biomass Briquettes as fuel in smokeless Chuhlas in the consultation with UREDA, Forest Department and University of Petroleum and Energy Studies.
- Prepare and print the training module relating to safety from fire hazards in convergence with Department of Fire and Disaster Mitigation & Management Centre.



Highlights of the Plan 2015-16

- Formulating strategy to check the adulteration in Food Ingredients i.e. oil and condiments etc used in school by a competent authority like Food and Safety Department.
- Provision of soaps in schools from the budget provided to Village Health, Sanitation & Nutrition Committee by NRHM.
- Establish Kitchen Gardens in schools where land is available in convergence with Forest/Horticulture department.
- Additional plan proposed of Rs. 1.80 crore for 11 thousand one hundred sixty nine children enrolled in 108 new madarasas recognized by Uttarakhand Madarasa Board.



Highlights of the Plan 2015-16

- To Strengthen the mechanism for screening various diseases in children and provide medicines in RBSK programme through NRHM.
- Strengthening system to assure regular and timely payments of transportation cost to Fair Price Shopkeeper through DSOs.
- Efforts are being made for registration/License for all schools where MDM is provided under Food Safety and Standards Act, 2006.



New Demand under additional MME for 2015-16

- IVRS Based Monitoring and Establishment of MIS System under Mid Day Meal-Rs. 95 Lakhs approx.
- Provisions of grants for tools and technical support to schools where land is available for kitchen garden- Rs. 5 Lakhs approx.
- Provision of grants to all schools for Registration and License under Food Safety and Standards Act, 2011- Rs. 54 Lakhs approx.
- To provide 10 days training to 500 Bhojanmatas through Institute of Hotel Management, Dehradun- Rs. 10 Lakhs approx.
- Establish fire extinguisher in all schools in phased manner-Rs. 50 Lakhs approx.
- To check the food sample by the lab approved by National Accreditation Board for testing & Calibration Laboratories (NABL) or Council of Scientific & Industrial Research (CSIR)-Rs. 30 Lakhs



मध्याह्न भोजन योजना
Mid Day Meal Scheme



Thank You